



Installation Manual

400-035

A-Dec Decade Chair,
Helix Swing Mount Adapter Kit

ADAPTER INSTALLATION NOTES

BEFORE YOU BEGIN

- Open all containers and review the contents. It may be helpful to locate all kits containing components and accessories for installation.
- Locate all documentation supplied with the equipment. Manuals and installation information may be found in one of more boxes with their respective components. Set aside the documentation for the end user to review.

SPECIAL TEXT FORMATTING

To simplify installation, this manual is formatted to highlight references for necessary parts or tools:

- Parts that need to be located during assembly are shown in **bold**

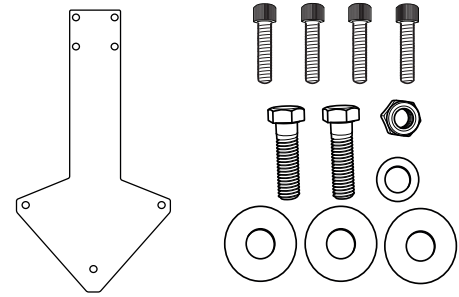
SUGGESTED TOOLS

- 7/16 combination wrench
- 9/16 combination wrench or deep wall socket
- 5/8 combination wrench
- 15/16 combination wrench
- SAE hex key set
- Magnetic Level, 6 to 12 inches long
- Flathead screwdriver, small
- Phillips screwdriver, small

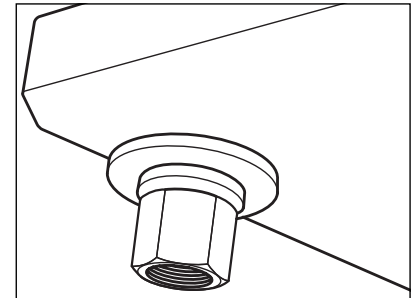
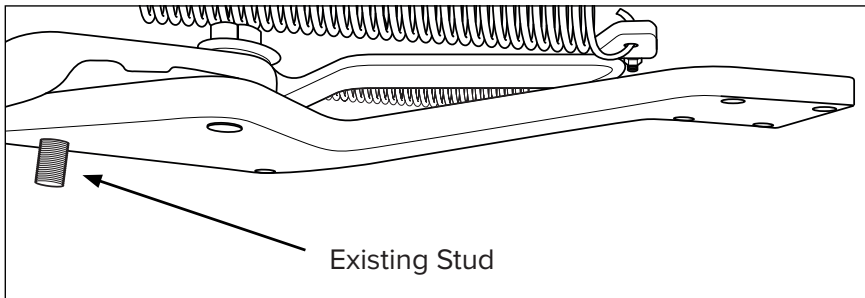
400-035 A-DEC DECADE, HELIX, SWING MOUNT ADAPTER KIT

Kit Includes:

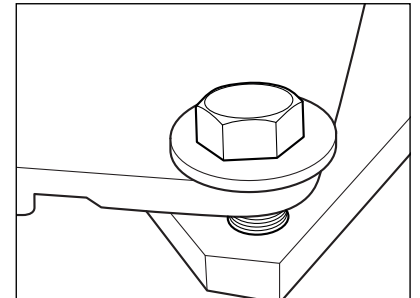
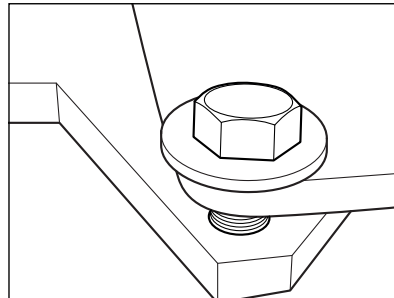
- CH-0557 - Adapter Plate Qty. 1
- 001-432 - 3/8-16 x 1.50L Screws Qty. 4
- 001-021 - 5/8-11 x 1.5Lg Bolt Qty. 2
- 002-005 - 5/8-18 Zinc Nylock Nut Qty. 1
- 003-007 - 5/8 Lock Washer Qty. 1
- 003-205 - 5/8 Zinc Flat Washer Qty. 3



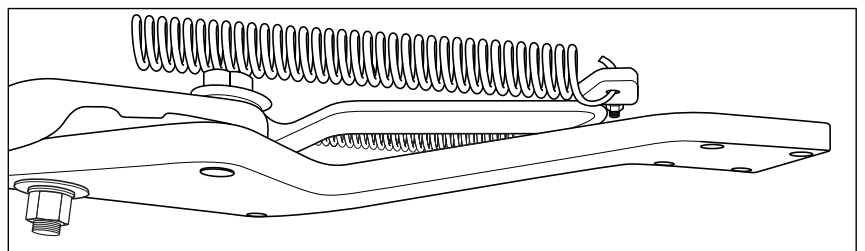
1. Recline the seat back, then lift the toe board and roller assembly to prop up seat pan.
2. Attach the **Adapter Plate** to the existing stud in the bottom of the chair casting. Hold the adapter in place with a **Flat Washer, Lock Washer and a Nylon Nut** as shown. Do not tighten at this time.



3. Install the two **5/8 Bolts with Flat Washers** into the adapter through the top of the chair casting as shown.



4. Completem the adapter installation by tightening the nylock nut and two 5/8 bolts with a 15/16 wrench or socket to 50ft. lbs. of torque.



WARRANTY

BDS warrants its product to be free of defects in material and workmanship for SEVEN FULL YEARS from the date of purchase on all units. Auto-blocks and standard foot controls are covered by a LIFETIME warranty when factory installed as part of a complete dental system. Upholstery has a TWO YEAR warranty and does not cover normal wear, stains, cuts or tears. Our LED lights have a FIVE year Warranty and our halogen light has a ONE year Warranty. Operatory chair motors feature a TEN year warranty. All warranty is limited to repair or replacement by BDS. Products returned to the factory and determined to be defective will be repaired or replaced free of charge at discretion of BDS. The warranty does not cover light bulbs, electrical components and trimmed or installed tubing. BDS reserves the right to void all warranties if any product is installed by other than an authorized technician. BDS' warranty does not cover damage to any surface finish, including but not limited to, discoloration or abrasion from cleaners, disinfectants or light sources. No claim for labor or consequential damages will be allowed. Return items must include a copy of the invoice or packing slip as proof of purchase.

**Beaverstate Dental Inc.
115 S. Elliott Rd.
Newberg, OR 97132
800-237-2303
503-538-8756
503-538-2845 Fax
www.beaverstatedental.com**
